

# Advanced Pin Bar with Trend - Expert Advisor

## EURUSD (Hour, 4 Hour and Daily) Results Summaries

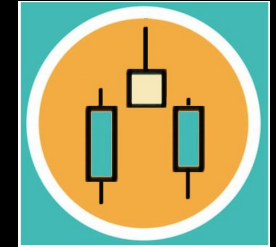
- Summaries below used data from **back test results** provided on the website for each pair and time frame. (5 year back test)
- Optimization of EA Parameters were used to maximize **Expectancy** and **Profit Factor** and minimize draw down. This is why trade frequency appears low. EA can be optimized to increase trade frequency but at the expense of profitability and expectancy. The EA can be optimized and run effectively on lower times as well (**15 Minute** and **30 minute** charts) to increase trade frequency.
- We suggest running the optimized EA on several pairs and time frames to increase trade frequency. This is shown in the chart below where the EA was run over the **Hourly, 4 Hour and Daily** time frames for the pair shown. We also recommend running the EA's with the **Trade Confirmation** function turned **ON**, to allow the user to evaluate the trade set ups identified for other aspects associated with their trade plan.
- Please note that the EA has a **Move to Breakeven** function. There are several trades shown in back testing results which have closed at or very close to break even (\$1-\$2 profits or losses). These were not shown in the summaries. only trades which had a more substantial impact on capital. This means the trade frequency is higher than shown. Many of those break even trades could be profitable if the user incorporates some trade management once in the trade such as trailing stops or providing "buffers" into the move the break even.
- **Optimization was done at 1% risk per trade.** Results shown are compounded within the backtest results for each pair in a time frame. The results summary doesn't take into account compounding by running multiple time frames for the same pair. This could have a significant positive impact on results over the backtest period.
- The result summaries below are for the **Pin Bar Expert Advisor** for the pairs and time frames shown.

# EURUSD

## Pin Bar with Trend

EA Risking 1% per Trade  
\$10,000.00 Starting Balance  
EURUSD

	2014			2015			2016			2017			2018																	
	HR	4HR	Daily	HR	4HR	Daily	HR	4HR	Daily	HR	4HR	Daily	HR	4HR	Daily															
January				\$1,052.00	\$1,344.00	\$875.00	\$14.00								\$753.00															
February				\$2,060.00									\$12.00		-\$14.00															
March					\$1,019.00	\$4.00						\$80.00																		
April						\$32.00							\$17.00																	
May																														
June																														
July												\$811.00																		
August				\$1,498.00							\$582.00	-\$19.00		\$353.00																
September		\$458.00																												
October							\$31.00																							
November																														
December															-\$126.00															
	\$0.00	\$458.00	\$0.00	\$4,610.00	\$2,363.00	\$911.00	\$45.00	\$0.00	\$0.00	\$0.00	\$582.00	\$872.00	\$29.00	\$353.00	\$613.00															
	\$458.00			\$7,884.00			\$45.00			\$1,454.00			\$995.00																	
	Annual % Gain Combined HR, 4HR, Daily			4.58%			Annual % Gain Combined HR, 4HR, Daily			75.39%			Annual % Gain Combined HR, 4HR, Daily			0.25%			Annual % Gain Combined HR, 4HR, Daily			7.91%			Annual % Gain Combined HR, 4HR, Daily			5.01%		



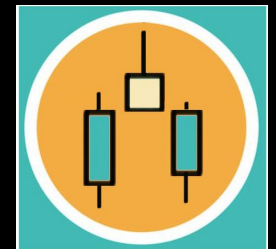
**\$10,836.00** 5 Year Profit  
**108.36%** 5 Year Gain  
(capital compounded annually)

# GBPUSD

## Pin Bar with Trend

EA Risking 1% per Trade  
\$10,000.00 Starting Balance  
GBPUSD

	2014			2015			2016			2017			2018		
	HR	4HR	Daily	HR	4HR	Daily	HR	4HR	Daily	HR	4HR	Daily	HR	4HR	Daily
January					\$333.00	-\$10.00		\$351.00		\$275.00	\$708.00	\$7.00	-\$114.00	\$455.00	\$471.00
February								\$463.00	\$3.00				-\$4.00		
March				-\$76.00				\$482.00							
April															
May				\$282.00	-\$73.00										
June				\$342.00			-\$76.00	\$315.00							
July			-\$109.00	-\$78.00			\$560.00	-\$115.00							
August					-\$3.00		\$433.00	-\$118.00							\$712.00
September												\$673.00		\$505.00	
October		-\$155.00	\$645.00				\$244.00	\$329.00	\$693.00						
November							\$325.00								
December		-\$63.00				-\$213.00									
	\$0.00	-\$218.00	\$536.00	\$470.00	\$257.00	-\$223.00	\$1,486.00	\$1,707.00	\$696.00	\$275.00	\$708.00	\$680.00	-\$118.00	\$960.00	\$1,183.00
	\$318.00			\$504.00			\$3,889.00			\$1,663.00			\$2,025.00		
	Annual % Gain Combined HR, 4HR, Daily			Annual % Gain Combined HR, 4HR, Daily			Annual % Gain Combined HR, 4HR, Daily			Annual % Gain Combined HR, 4HR, Daily			Annual % Gain Combined HR, 4HR, Daily		
	3.18%			4.88%			35.94%			11.30%			12.37%		



**\$8,399.00** 5 Year Profit  
**83.99%** 5 Year Gain  
(capital compounded annually)

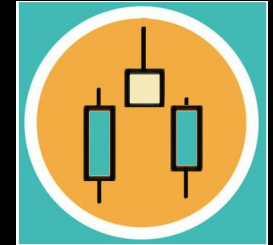
# AUDUSD

## Pin Bar with Trend

EA Risking 1% per Trade  
\$10,000.00 Starting Balance

AUDUSD

	2014			2015			2016			2017			2018		
	HR	4HR	Daily	HR	4HR	Daily	HR	4HR	Daily	HR	4HR	Daily	HR	4HR	Daily
January				\$383.00	\$306.00	\$701.00		-\$94.00							
February					\$669.00	-\$1.00					\$646.00				-\$6.00
March						\$405.00	\$467.00	-\$60.00							
April		\$349.00							\$615.00						-\$7.00
May															
June							\$405.00		-\$162.00						
July	-\$81.00						-\$1.00					\$588.00			
August				-\$57.00		\$554.00									
September															
October				-\$2.00	-\$69.00	-\$12.00								-\$1.00	\$576.00
November															
December															
	-\$81.00	\$349.00	\$0.00	\$324.00	\$906.00	\$1,647.00	\$871.00	-\$154.00	\$453.00	\$0.00	\$646.00	\$588.00	\$0.00	-\$1.00	\$563.00
	\$268.00			\$2,877.00			\$1,170.00			\$1,234.00			\$562.00		
	Annual % Gain			Annual % Gain			Annual % Gain			Annual % Gain			Annual % Gain		
	2.68%			28.02%			8.90%			8.62%			3.61%		
	Combined HR, 4HR, Daily			Combined HR, 4HR, Daily			Combined HR, 4HR, Daily			Combined HR, 4HR, Daily			Combined HR, 4HR, Daily		



**\$6,111.00** 5 Year Profit  
**61.11%** 5 Year Gain  
(capital compounded annually)

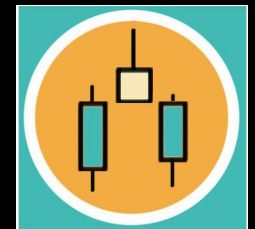
# USDCHF

## Pin Bar with Trend

EA Risking 1% per Trade  
\$10,000.00 Starting Balance

USDCHF

	2014			2015			2016			2017			2018		
	HR	4HR	Daily	HR	4HR	Daily	HR	4HR	Daily	HR	4HR	Daily	HR	4HR	Daily
January				-\$83.00		\$154.00	-\$90.00	\$643.00	\$168.00	\$355.00				\$5.00	
February						\$155.00									
March				\$591.00	-\$266.00	\$257.00					-\$23.00	\$201.00			
April					\$563.00							\$89.00			
May				\$608.00					\$291.00						
June					\$7.00			\$1.00							
July						\$4.00		-\$67.00				\$155.00			
August					\$12.00	\$280.00									\$121.00
September															\$175.00
October						\$47.00									
November					\$811.00						\$756.00	\$154.00			
December									-\$143.00					-\$90.00	-\$87.00
	\$0.00	\$0.00	\$0.00	\$1,116.00	\$1,459.00	\$897.00	-\$90.00	\$577.00	\$316.00	\$355.00	\$733.00	\$599.00	\$0.00	-\$85.00	\$209.00
	\$0.00			\$3,472.00			\$803.00			\$1,687.00			\$124.00		
	Annual % Gain			Annual % Gain			Annual % Gain			Annual % Gain			Annual % Gain		
	0.00%			34.72%			5.96%			11.82%			0.78%		
	Combined HR, 4HR, Daily			Combined HR, 4HR, Daily			Combined HR, 4HR, Daily			Combined HR, 4HR, Daily			Combined HR, 4HR, Daily		



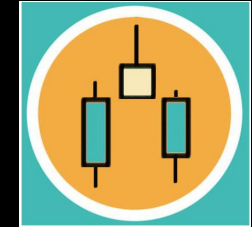
**\$6,086.00** 5 Year Profit  
**60.86%** 5 Year Gain  
(capital compounded annually)

# USDCAD

## Pin Bar with Trend

EA Risking 1% per Trade  
\$10,000.00 Starting Balance  
**USDCAD**

	2014			2015			2016			2017			2018		
	HR	4HR	Daily	HR	4HR	Daily	HR	4HR	Daily	HR	4HR	Daily	HR	4HR	Daily
January															
February				\$693.00	\$1,277.00	\$695.00			\$532.00						
March															
April							\$354.00	\$574.00	\$532.00				-\$95.00		
May									\$617.00				\$420.00		
June									-\$139.00				\$451.00		
July				-\$100.00	\$731.00	\$611.00				\$225.00					
August												\$545.00			
September															
October							\$301.00			-\$62.00		\$473.00			
November												-\$117.00			
December						\$360.00									
	\$0.00	\$0.00	\$0.00	\$593.00	\$2,008.00	\$1,666.00	\$655.00	\$1,100.00	\$1,010.00	\$163.00	\$0.00	\$901.00	\$776.00	\$0.00	-\$11.00
	\$0.00			\$4,267.00			\$2,765.00			\$1,064.00			\$765.00		
	Annual % Gain Combined HR, 4HR, Daily			0.00%			Annual % Gain Combined HR, 4HR, Daily			42.67%			Annual % Gain Combined HR, 4HR, Daily		
	Annual % Gain Combined HR, 4HR, Daily			19.38%			Annual % Gain Combined HR, 4HR, Daily			6.25%			Annual % Gain Combined HR, 4HR, Daily		



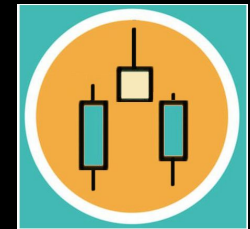
**\$8,861.00** 5 Year Profit  
**88.61%** 5 Year Gain  
(capital compounded annually)

# USDJPY

## Pin Bar with Trend

EA Risking 1% per Trade  
\$10,000.00 Starting Balance  
**USDJPY**

	2014			2015			2016			2017			2018		
	HR	4HR	Daily	HR	4HR	Daily	HR	4HR	Daily	HR	4HR	Daily	HR	4HR	Daily
January															
February	\$4.00						-\$8.00			\$1,869.00					\$187.00
March						\$11.00	-\$262.00								-\$12.00
April															
May							\$1,657.00								
June						\$1,183.00			\$547.00						
July						\$59.00									
August															
September			\$506.00												
October															
November	-\$18.00		\$584.00												
December	-\$259.00	\$373.00	\$11.00				-\$32.00	\$812.00	\$590.00			-\$76.00			
	-\$273.00	\$373.00	\$1,101.00	\$0.00	\$0.00	\$1,253.00	\$1,355.00	\$1,915.00	\$1,027.00	\$1,869.00	\$0.00	-\$76.00	\$0.00	\$0.00	\$175.00
	\$1,201.00			\$1,253.00			\$4,297.00			\$1,793.00			\$175.00		
	Annual % Gain Combined HR, 4HR, Daily			12.01%			Annual % Gain Combined HR, 4HR, Daily			11.19%			Annual % Gain Combined HR, 4HR, Daily		
	Annual % Gain Combined HR, 4HR, Daily			34.50%			Annual % Gain Combined HR, 4HR, Daily			10.70%			Annual % Gain Combined HR, 4HR, Daily		



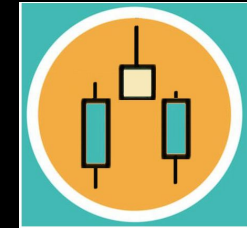
**\$8,719.00** 5 Year Profit  
**87.19%** 5 Year Gain  
(capital compounded annually)

# AUDJPY

## Pin Bar with Trend

EA Risking 1% per Trade  
\$10,000.00 Starting Balance  
AUDJPY

	2014			2015			2016			2017			2018		
	HR	4HR	Daily	HR	4HR	Daily	HR	4HR	Daily	HR	4HR	Daily	HR	4HR	Daily
January				-\$6.00	-\$78.00	-\$18.00									
February						-\$5.00	-\$142.00	\$662.00							
March		-\$11.00						\$516.00							
April															
May					\$505.00										
June					-\$11.00		\$1,126.00								
July							\$379.00								
August				\$633.00	\$470.00										
September						\$991.00									
October															
November														-\$23.00	
December		-\$79.00											-\$6.00		
	\$0.00	-\$90.00	\$0.00	\$627.00	\$886.00	\$968.00	\$1,363.00	\$1,178.00	\$0.00	\$0.00	\$0.00	\$0.00	-\$6.00	-\$23.00	\$0.00
	-\$90.00			\$2,481.00			\$2,541.00			\$0.00			-\$29.00		
	Annual % Gain Combined HR, 4HR, Daily			Annual % Gain Combined HR, 4HR, Daily			Annual % Gain Combined HR, 4HR, Daily			Annual % Gain Combined HR, 4HR, Daily			Annual % Gain Combined HR, 4HR, Daily		
	-0.90%			25.04%			20.51%			0.00%			-0.19%		



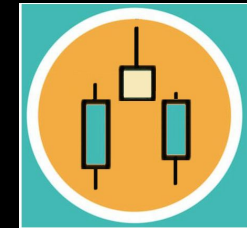
**\$4,903.00** 5 Year Profit  
**49.03%** 5 Year Gain  
(capital compounded annually)

# GBPJPY

## Pin Bar with Trend

EA Risking 1% per Trade  
\$10,000.00 Starting Balance  
GBPJPY

	2014			2015			2016			2017			2018							
	HR	4HR	Daily	HR	4HR	Daily	HR	4HR	Daily	HR	4HR	Daily	HR	4HR	Daily					
January					\$316.00		\$396.00													
February							-\$66.00													
March	-\$91.00			-\$70.00																
April								-\$97.00												
May			-\$93.00	\$434.00			-\$119.00													
June						\$484.00		\$807.00	\$800.00			-\$18.00								
July							\$382.00													
August							\$513.00													
September	\$422.00									\$347.00		\$349.00								
October																				
November							\$608.00													
December	-\$199.00	\$446.00						\$376.00					-\$5.00							
	\$132.00	\$446.00	-\$93.00	\$364.00	\$316.00	\$484.00	\$1,714.00	\$1,086.00	\$800.00	\$347.00	\$0.00	\$331.00	-\$5.00	\$0.00	\$0.00					
			\$485.00			\$1,164.00			\$3,600.00			\$678.00			-\$5.00					
	Annual % Gain Combined HR, 4HR, Daily			4.85%	Annual % Gain Combined HR, 4HR, Daily			11.10%	Annual % Gain Combined HR, 4HR, Daily			30.90%	Annual % Gain Combined HR, 4HR, Daily			4.45%	Annual % Gain Combined HR, 4HR, Daily			-0.03%



**\$1,522.00** 5 Year Profit  
**15.22%** 5 Year Gain  
(capital compounded annually)

2014 Pin Bar Results Annually (Combined All Pairs, by Time Frame)			2015 Pin Bar Results Annually (Combined All Pairs, by Time Frame)			2016 Pin Bar Results Annually (Combined All Pairs, by Time Frame)			2017 Pin Bar Results Annually (Combined All Pairs, by Time Frame)			2018 Pin Bar Results Annually (Combined All Pairs, by Time Frame)		
Hourly	4HR	Daily	Hourly	4HR	Daily	Hourly	4HR	Daily	Hourly	4HR	Daily	Hourly	4HR	Daily
<b>-\$222.00</b>	<b>\$1,318.00</b>	<b>\$1,544.00</b>	<b>\$8,104.00</b>	<b>\$8,195.00</b>	<b>\$7,603.00</b>	<b>\$7,399.00</b>	<b>\$7,409.00</b>	<b>\$4,302.00</b>	<b>\$3,009.00</b>	<b>\$2,669.00</b>	<b>\$3,895.00</b>	<b>\$676.00</b>	<b>\$1,204.00</b>	<b>\$2,732.00</b>
Capital Gain % <b>26.40%</b>			Capital Gain % <b>233.00%</b>			Capital Gain % <b>156.34%</b>			Capital Gain % <b>61.05%</b>			Capital Gain % <b>26.72%</b>		

Pin Bar Only Profit  
HR, 4HR, Daily  
1% Risk

**\$59,837.00**